

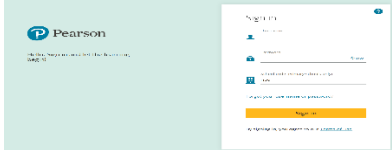
Year 2 – Home Learning Timetable – Week 11

You will need access to a digital device and help from a parent/carer to complete the following activities. Approximate times for each activity will be shared on our class Seesaw.

	Monday	Tuesday	Wednesday	Thursday	Friday
Morning Session	Make sure that you read and listen to your teacher’s welcome message every morning. Comment so your teacher can mark you on the roll.				Today is Good Friday. School Holidays Begin: Have a safe and happy holiday!
	Spelling: Revision Choose a few words from each spelling list that you are still not sure of and turn them into a find-a-word. Login: skin450	Spelling: Write your revision spelling words in rainbow colours. Login: skin450	Spelling: Use your revision list of words and write them in alphabetical order. Login: skin450	Spelling: Choose some words to revise from the units we have studied. Use these words to write a story and then underline the words you have used when you finish. Do this in your red book and upload to Seesaw when it is complete. Login: skin450	
	Maths: Complete the activities on your class Seesaw journal. <ul style="list-style-type: none"> • Place Value Detective • Place Value 	Maths: Complete the activities on your class Seesaw journal. <ul style="list-style-type: none"> • Place Value - Show What You Know • Place Value Inquiry (3 digit numbers) 	Maths: Complete the activities on your class Seesaw journal. <ul style="list-style-type: none"> • Number Order • My Number Is 	Maths: Complete the activities on your class Seesaw journal. <ul style="list-style-type: none"> • Comparing Three Digit Numbers • Measure Me 	
Break					
Middle Session	Writing: Nouns are a person, place or thing. Write down 5 nouns. Write down 5 facts about a famous Australian person, place or thing. Do this in your red book and upload a photo of your completed work.	Writing: Pronouns can replace a person’s name (his, her, him, she). Write 3 sentences using pronouns. Write a story about a boy or girl who went to the zoo. Remember to include an interesting problem and solution to your story. Do this in your red book and upload a photo of your completed work.	Writing: A plural means ‘more than one’. Write down 5 plural nouns e.g. dog = dogs. Use these plurals in a short story about escaped animals. Do this in your red book and upload a photo of your completed work	Writing: Tense: we can use ‘-ed’ to show that something happened in the past. Write 5 past tense verbs e.g. jump = jumped. Write about meeting the Easter Bunny. How did it happen? How did you feel? What did you say? What happened next? Do this in your red book and upload a photo of your completed work	

Year 2 – Home Learning Timetable – Week 11

You will need access to a digital device and help from a parent/carer to complete the following activities. Approximate times for each activity will be shared on our class Seesaw.


	<p>Reading: https://www.activelearnprimary.com.au/login?c=0 Read from your BugClub collection. Practice your fluency and expression. You must answer all the questions before you will get a new book.</p> 				
	<p>Read: Pandamonia Complete the tasks set out in your Seesaw activity.</p>	<p>Read: Bird and Bear and the Special Day. Complete the tasks set out in your Seesaw activity.</p>	<p>Read: Jeremy Complete the tasks set out in your Seesaw activity.</p>	<p>Read: Welcome to Country Complete the tasks set out in your Seesaw activity.</p>	
Break					
Afternoon Session	<p>TEN Game: Spend 15 minutes playing your TEN game for this week. The TEN game and its instructions are in your Seesaw announcements. Each student knows which animal they are.</p>				
	<p>STEAM: Let's investigate the Clouds. Watch the Video and complete the activities on Seesaw.</p>	<p>Physical Activity: Cosmic Yoga Dance Party Participate in a 'cosmic yoga' episode. https://www.youtube.com/watch?v=23VdtTOvQUY</p>	<p>History: ANZAC Day Watch the video and write about what you have learned. https://www.youtube.com/watch?v=7PRzZ_Z8xU Listen to the story ANZAC Ted https://www.youtube.com/watch?v=ko1RtELN9AI Write at least three facts about ANZAC Day.</p>	<p>Creative Arts: Watch the video in Seesaw and have a go at making some paper Easter Craft.</p>	
Time to switch off	<p>Students are expected to complete work during normal school hours 8:45am – 2:45pm to maintain familiarity and routine. Therefore all daily Seesaw activities will be archived each afternoon by 4pm.</p>				

Year 2 – Home Learning Timetable – Week 11

You will need access to a digital device and help from a parent/carer to complete the following activities. Approximate times for each activity will be shared on our class Seesaw.

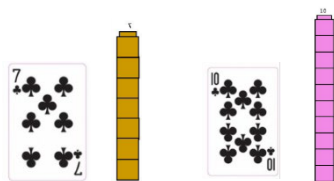
Activity:

1. Place all cards face down on the floor.
2. Turn over two cards.
3. Pick the card that has the largest number. Touch and count the pictures in the middle of the cards.
4. Continue until there are no cards left.



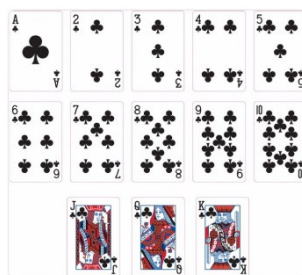
Activity:

1. Place all cards in a pile
2. Takes a card from the pile and makes a tower of that number. e.g. 7
3. Takes another card from the pile and make a separate tower of that number. e.g. 10
4. Compare the two towers and see which one is larger.
5. Find the difference between the two towers. e.g. tower two has 3 more blocks than tower one.
6. Continue comparing different towers.



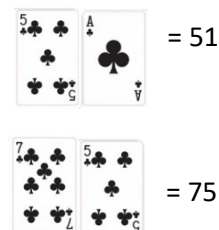
Activity:

1. Use a full deck of cards:
Ace = 1, Jack = 10, Queen = 11 and King = 12.
2. Place all cards in a pile
3. Take two cards from the pile and find the difference between the two numbers.
e.g. *Card one = 9*
Card two = 5
The difference is $9 - 5 = 4$
4. Continue by selecting two new cards from the pile.



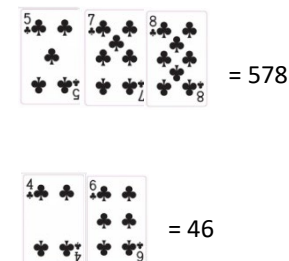
Activity:

1. Place cards Ace to 9 in a pile
2. Take 2 cards from the pile to form a 2-digit number.
e.g. Turns a 5 and a 1 = 51
3. Take another two cards from the pile to form another 2-digit number.
e.g. Turns a 7 and a 5 = 75
4. Find the difference between the 2 numbers.
e.g. $75 - 51 = 24$.
5. Students can use a hundred chart to assist.



Activity:

1. Place cards Ace to 9 in a pile
2. Take 3 cards from the pile to form a 3-digit number.
e.g. Turns a 5, turns a 7 and turns an 8 = 578.
3. Turn another 2 cards from the pile to form a 2-digit number eg. 4 and 6 = 46.
4. Find the difference between the 2 numbers
e.g. $578 - 46 = 532$.



Year 2 – Home Learning Timetable – Week 11

You will need access to a digital device and help from a parent/carer to complete the following activities. Approximate times for each activity will be shared on our class Seesaw.

Hundred's Chart

1	2	3	4	5	6	7	8	9	10
11	12	13	14	15	16	17	18	18	20
21	22	23	24	25	26	27	28	29	30
31	32	33	34	35	36	37	38	39	40
41	42	43	44	45	46	47	48	49	50
51	52	53	54	55	56	57	58	59	60
61	62	63	64	65	66	67	68	69	70
71	72	73	74	75	76	77	78	79	80
81	82	83	84	85	86	87	88	89	90
91	92	93	94	95	96	97	98	99	100