



Welcome!



School Vision Statement

Riverbank Public School, as a partnership of students, staff, parents and the wider community, provides an inclusive environment built on restorative practice conducive to learning and high levels of achievement. Our Restorative Practice Framework uses a common language and practice to build respectful relationships. This strong social and emotional foundation, combined with a clear and explicit Quality Teaching Framework and rich curriculum content, creates a powerful environment for engaged and effective learning. All students have the opportunity to attain knowledge, skills, values and attitudes enabling them to be reflective life-long learners.





School Information

Riverbank Public School opened in Term 1, 2015 and is located in the suburb of The Ponds in the north-west of Sydney. Set within spacious, landscaped grounds, and offering state of the art facilities, the school shares a site with The Ponds High School and is part of an innovative and energetic community approach to teaching and learning. The school has an emphasis on outstanding teaching and learning programs supported by ongoing professional learning of staff. The teachers at Riverbank Public School are committed to planning for the ongoing learning of students in their care by creating quality learning opportunities that are engaging, differentiated and develop a deep knowledge and understanding of the curriculum. A range of extracurricular activities are offered to extend and enrich student learning. The school has three Multi Categorical K-6 support classes and encourages a holistic and inclusive approach supported by strong student wellbeing programs. Our Restorative Practice Framework provides a common language and practice to build respectful relationships, and foster effective communication with students, staff, parents and the wider community.

School Times

	Yrs K - 2	Yrs 3 - 6
Morning lessons commence	8.45am	8.45am
Recess	10.15am	10.45am
Mid-morning lessons	10.45am	11.15am
Lunch eating time	12.30pm	1.00pm
Lunch play time	12.45pm	1.15pm
Afternoon lessons	1.15pm	1.45pm
Dismissal	2.45pm	2.45pm

Office Hours

Monday – Friday:	8.15am – 3.00pm
School phone:	02 9626 7511
School website:	https://riverbank-p.schools.nsw.gov.au
School email:	riverbank-p.schools@det.nsw.edu.au

Arrival And Departure From School

As teachers do not commence supervision duty until 8.15am students are not to arrive at school before this time. Students arriving before supervision duty sit under the COLA until teacher supervision commences.

When arriving and collecting children from school, parents should wait in the playground. We request that you do not go into classrooms.

Late Arrival And Early Departures

All students should be at school before the bell rings at 8.45am. Students who arrive at their classroom any time after the 8.45am bell are required to collect a 'late pass' from the office. As part of our school policy, parents/carers are required to sign their child in at the school office should they arrive after this time.

Students will not be released at any time during the school day unless their parent or carer collects an 'early release pass' from the school office or provides written advice that the student is to be released into the care of another adult. Under no circumstances will students be released into the care of a person under the age of 18 years.

Attendance

Parents or carers must ensure that their child attends school every day unless illness or exceptional circumstances prevent this from happening. Any absence from school should be explained in writing within seven days of the first day of any period of absence. The seven day timeframe for explaining absences is a requirement of the Education Act 1990. For convenience, absent notes can be completed and submitted through our App. Similarly, the school is required to inform parents and carers of unexplained absences.



Initially, where there is a problem in maintaining regular attendance, the school's student welfare and counselling services will be used. When school personnel have difficulty restoring the regular attendance of students, the Principal or Deputy Principal will request the assistance of Home School Liaison Officers to support the school's attendance program. The Home School Liaison Officer (HSLO) visits our school on a regular basis to check rolls for any high absentee rates. If this occurs without reasonable explanation, then the officer visits the home for further consultation.

Extended/Holiday Leave

The Department of Education does not accept family holidays and travel as reasons for exemption from school. An application for a Certificate of Extended Leave for Travel must be applied for through the school office for leave of more than 5 days and approved by the Principal. The application needs to be made a minimum of ten school days before travel and documents such as air/ship/train tickets, accommodation confirmation or a travel itinerary for domestic travel must be provided.

Emergency Contact Details

It is vital that the school is kept informed of your current home, work and mobile numbers and address. Please ensure that the school office has an updated record of the name and phone number of two emergency contacts that we can reach if parents or carers are not available. This person could be another family member or friend over the age of 18 years who is willing to collect your child in case of accident or illness. The person nominated by you needs to be agreeable to being contacted in an emergency.

Before And After School Care

Riverbank Public School has 3 Before and/or After School Care providers:

Northwest Community Childcare (NWCC).

Phone: 8678 0279
Email: nwcc@northwestcbc.com.au
Mail: PO Box 67
Quakers Hill NSW 2763

The Island OOSH

Phone: 9836 1700
Email: admin@TheIslandOOSH.com

Wesley Mission OOSH

Phone: 9626 6620
Email: oosh@wesleymission.org.au

All providers are registered with NSW Community Services and are accredited providers of before and/or after school care. Rebates may be available through Centrelink depending on family income. Parents and carers need to liaise with and enrol their child directly with the care provider.

Term Dates

Please refer to the school website for Term and Public holiday dates.

<https://riverbank-p.schools.nsw.gov.au>

School Development Days

Our school has five School Development Days per year. On these days the staff are in-serviced using seminars on new policy and curriculum development. It is Department Of Education policy that our school runs these days each year. The days are usually held on the first Monday of Terms 1, 2 & 3 and the last 2 days of Term 4.

<https://riverbank-p.schools.nsw.gov.au>


Communication Between Parents And School

Parents are encouraged to maintain regular contact with the school, especially when you have any questions or concerns. In general, the first point of contact should be with your child's classroom teacher. Due to the various duties and commitments teachers have, it is advisable to arrange a time to talk or meet via the school email (riverbank-p.school@det.nsw.edu.au) or the school office. Any matters involving a major concern can be referred to the Principal or a member of the Executive Team via the school email or by telephoning the school office on 9626 7511.

School Enews App

The Riverbank Public School mobile app is custom built to serve the needs of our school community. By improving communication between the school and its families, it eases the need for paper sick notes and school newsletters.

Important notifications are posted and emailed on the School Enews App. School Enews is a free app available for all mobile devices. Just download the app from the App Store or Play Store by searching for Riverbank Public School.



Website

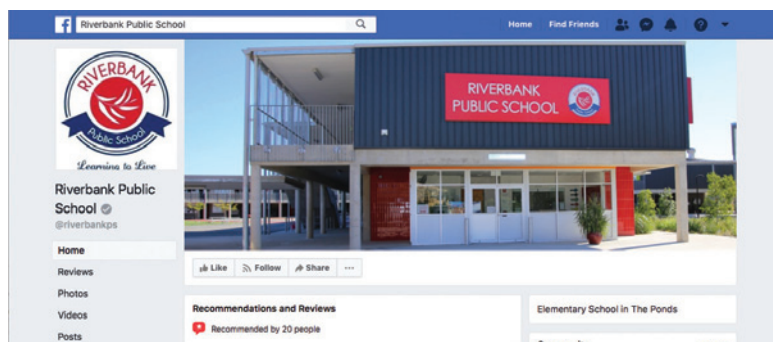
Riverbank Public School has its own website where information is updated weekly. Some notes such as the Canteen Price List, Uniform Shop and our newsletter are all available online. It is also used to update parents on such things as carnivals and upcoming events.



<https://riverbank-p.schools.nsw.gov.au>

Facebook

Riverbank Public School has its own Facebook page where we celebrate student achievements. Parents are unable to post any news items, but can comment on reports and photos. The page is designed to keep the community up to date regarding all the wonderful things that happen at Riverbank Public School.



Newsletter And Notes

The school newsletter is available every second Wednesday (even weeks), through the School Enews App and Website. We distribute notes regularly regarding various events through the school App. The newsletter and notes always contain vital information for students and parents.

<https://riverbank-p.schools.nsw.gov.au>

School Invoices

Each term, a Statement of Account for all students in each family will be emailed home. This account covers costs of foreseeable excursions, performances and activities during the term.

Preferred payment method is via the Parent Online Portal which is accessible via the school website (<https://riverbank-p.schools.nsw.gov.au/>). Cash and cheque payments are acceptable, however, please ensure they are in a sealed envelope marked with your child's name, reason for payment and class. This envelope should be handed to the class teacher, who will then forward the payment to the school office. All credit card payments must be made at our school office.

A signed permission note is required for student participation in any invoiced activities.

Parents And Citizens Association

Riverbank Public School P&C works collaboratively with the principal and teachers to provide additional opportunities, support and funding to enrich the lives of our children and Riverbank Public School.



Parents and carers are encouraged to take an active part in their child's education. Assistance in areas such as class helpers, sport carnivals, P&C, library, excursions and performing arts activities is often sought, particularly in the early years of schooling.

The P & C meets once per term with alternate meetings held in the morning and evening. Dates and times are published in the fortnightly school newsletter. Everyone is welcome to attend. A nominal membership fee applies which enables parents to vote on issues raised.

School Uniform

Riverbank Public School's uniform was designed in consultation with the school community. As a general rule, the Summer uniform is worn in Terms 1 and 4, whilst the Winter uniform is worn in Terms 2 and 3. These times may alter if extreme temperature changes occur close to the changeover period. Advice of changeover dates will always be published in the newsletter.

Sports uniform is only to be worn on the designated sport day unless otherwise specified. Hats are expected to be worn as part of the uniform each day. The broad-brimmed school hat is an essential part of our school uniform. In keeping with departmental sun safe policies, students who do not wear their broad-brimmed school hat will not be permitted to play or participate in sporting or other activities in the sun. Students are also expected to purchase and use the Riverbank Public School bag. Black leather school shoes must be worn for the purposes of safety. Sport shoes are only to be worn with the sports uniform. For any queries regarding uniform, please contact the school office.

<https://www.cowanlewis.com.au/shop/category/riverbank-public-school>





Riverbank Public School uniform consists of:

Girls Summer		Boys Summer	
Tunic	Red and blue check dress	Shorts	Navy tailored shorts. Students are not permitted to wear cargo or shorts that sit below the knee
Shorts	Navy blue pleated shorts		
Blouse	White, short sleeve, Peter Pan collar blouse bearing school crest	Shirt	White short sleeve school shirt bearing school emblem
Jumper/Jacket	Red jumper or zipped jacket bearing school emblem	Jumper/Jacket	Red jumper or zipped jacket bearing school emblem
Hat	Red broad brimmed hat bearing school emblem	Hat	Red broad brimmed hat bearing school emblem
Socks	Plain white ankle socks with fold over top (not anklets)	Socks	Plain white ankle socks with fold over top (not anklets)
Shoes	Black polishable shoes	Shoes	Black polishable shoes
Girls Winter		Boys Winter	
Tunic	Grey winter tunic	Pants	Navy tailored trousers – students are not permitted to wear cargo style trousers or track pants
Pants	Navy blue winter pants		
Blouse	White, long sleeve, Peter Pan collar blouse bearing school crest	Shirt	White school shirt bearing school emblem (same as summer – boys may wear a white skivvy under their shirt in cooler weather)
Tie	Red tag tie	Tie	Years 5 and 6 Only – Red school tie
Jumper/Jacket	Red jumper or zipped jacket bearing school emblem	Jumper/Jacket	Red jumper or zipped jacket bearing school emblem
Hat	Red broad brimmed hat bearing school emblem	Hat	Red broad brimmed hat bearing school emblem
Socks/Tights	Navy tights or plain white ankle socks with fold over top (not anklets)	Socks	Plain white ankle socks with fold over top (not anklets)
Shoes	Black polishable shoes	Shoes	Black polishable shoes
Girls and Boys Sports			
Polo Shirt	Red and navy bearing school crest		
Shorts (Summer)	Navy blue with RPS embroidered		
Tracksuit Pants	Navy blue		
Jacket	Red and blue tracksuit jacket bearing school crest		
Socks	Plain white ankle socks with fold over top (not anklets)		
Shoes	White joggers		

Canteen

Our canteen is leased by a private contractor, Classroom Catering. They began operation on 17 March 2003 and include 17 schools within Greater Western Sydney. Their main objective is to provide a healthy, nutritional, well-balanced and affordable menu for students in line with the 'Healthy School Canteen' Strategy. A copy of the menu and ordering procedures are available on the school website and on the Flexi-schools app.



Medication

If your child requires short-term access to medication at school, you must complete a Medication Request form and Deed of Indemnity form available from the school office. Parents are requested to bring medication to be given on a day-to-day basis to the office each morning, clearly labelled in the original packaging with child's name, class, dosage and time. Please include a medicine cup or medicine spoon in order for correct dosage to be given. Please note only prescription medication can be given to students.

For students who require the use of an EpiPen or access to other medications (including asthma medication), you must provide a current and appropriate Action Plan together with the required medication.

For medication given on a regular basis please ensure that an adequate, in-date supply is maintained in the office at all times. If possible, it would be appreciated if parents could supply a spare asthma puffer to remain at the school office. If you have any queries, please speak to our office staff.

Immunisation

The Department of Health recommends that children entering school should be immunised against infectious childhood diseases. This is especially important as students come into contact with a lot of other students and infections can easily spread. Immunisation is available from your family doctor. A complete vaccination certificate must be submitted for filing at the school when a student enters Kindergarten (Government Legislation 1993). If this is not presented, the student will need to be kept at home during the outbreak of any communicable diseases.












Will my child have to stay home if there is a disease outbreak at school?

If a student has one of the childhood diseases, then he/she will need to stay at home until well again. Unimmunised children who have been in contact with the sick child must stay at home during the outbreak. This will help to prevent the disease spreading to other children in the school community.

Too sick for school?



Generally if your child feels unwell, keep them home from school and consult your doctor. This chart and the information it contains is not intended to take the place of a consultation with your doctor.

Bronchitis	Symptoms are coughing, a runny nose, sore throat and mild fever. The cough is often dry at first, becoming moist after a couple of days. There may be a slight wheeze and shortness of breath. A higher fever (typically above 39°C) may indicate pneumonia.	 ... until they are feeling better. Antibiotics may be needed.
Chickenpox (Varicella)	Slight fever, runny nose, and a rash that begins as raised pink spots that blister and scab.	 ... for 5 days from the onset of the rash and the blisters have dried.
Conjunctivitis	The eye feels 'scratchy', is red and may water. Lids may stick together on waking.	 ... while there is discharge from the eye unless a doctor has diagnosed a non-infectious cause.
Diarrhoea (no organism identified)	Two or more consecutive bowel motions that are looser and more frequent than normal and possibly stomach cramps.	 ... for at least 24 hours after diarrhoea stops.
Fever	A temperature of 38.5°C or more in older infants and children.	 ... until temperature is normal.
Gastroenteritis	A combination of frequent loose or watery stools (diarrhoea), vomiting, fever, stomach cramps, headaches.	 ... for at least 24 hours after diarrhoea and/or vomiting stops.
German measles (Rubella)	Often mild or no symptoms: mild fever, runny nose, swollen nodes, pink blotchy rash that lasts a short time.	 ... for at least 4 days after the rash appears.
Glandular Fever (Mononucleosis, EBV infection)	Symptoms include fever, headache, sore throat, tiredness, swollen nodes.	 ... unless they're feeling unwell.
Hand, Foot and Mouth Disease (HFMD)	Generally a mild illness caused by a virus, perhaps with a fever, blisters around the mouth, on the hands and feet, and perhaps the nappy area in babies.	 ... until all blisters have dried.
Hayfever (Allergic rhinitis) caused by allergy to pollen (from grasses, flowers and trees), dust mites, animal fur or hair, mould spores, cigarette smoke	Sneezing, a blocked or runny nose (rhinitis), itchy eyes, nose and throat, headaches.	 ... unless they feel unwell or are taking a medication which makes them sleepy.
Head lice or nits* (Pediculosis)	Itchy scalp, white specks stuck near the base of the hairs; lice may be found on the scalp.	 ... while continuing to treat head lice each night. Tell the school.

Hepatitis A	Often none in young children; sudden onset of fever, loss of appetite, nausea, vomiting, jaundice (yellowing of skin and eyes), dark urine, pale stools.	 ... for 2 weeks after first symptoms (or 1 week after onset of jaundice). Contact your doctor before returning to school.
Hepatitis B	Often no symptoms in young children. When they do occur, they can include fever, loss of appetite, nausea, vomiting, jaundice (yellowing of skin and eyes), dark urine.	 ... if they have symptoms. Contact your doctor before returning to school.  ... if they have a chronic infection (not the first outbreak) and no symptoms.
Impetigo (School sores)	Small red spots change into blisters that fill up with pus and become crusted; usually on the face, hands or scalp.	 ... until antibiotic treatment starts. Sores should be covered with watertight dressings.
Influenza	Sudden onset fever, runny nose, sore throat, cough, muscle aches and headaches.	 ... until well.
Measles	Fever, tiredness, runny nose, cough and sore red eyes for a few days followed by a red blotchy rash that starts on the face and spreads down the body and lasts 4 to 7 days.	 ... for at least 4 days after the rash appears.
Meningococcal Disease	Sudden onset of fever and a combination of headache, neck, stiffness, nausea, vomiting, drowsiness or rash.	Seek medical attention immediately. Patient will need hospital treatment. Close contacts receive antibiotics.
Molluscum Contagiosum	Multiple small lumps (2–5mm) on the skin that are smooth, firm and round, with dimples in the middle. In children, occur mostly on the face, trunk, upper arms and legs. Symptoms can last 6 months to 2 years.	
Mumps	Fever, swollen and tender glands around the jaw.	 ... for 9 days after onset of swelling.
Ringworm* (tinea corporis)	Small scaly patch on the skin surrounded by a pink ring.	 ... for 24 hours after fungal treatment has begun.
Runny nose or common cold		 ... unless there are other symptoms such as fever, sore throat, cough, rash or headache. Check with school.
Scabies*	Itchy skin, worse at night. Worse around wrists, armpits, buttocks, groin and between fingers and toes.	 ... until 24 hours after treatment has begun.
Shigella	Diarrhoea (which may contain blood, mucus and pus), fever, stomach cramps, nausea and vomiting.	 ... until there has not been a loose bowel motion for 24 hours. Antibiotics may be needed.
Slapped Cheek Syndrome (Parvovirus B19 infection, fifth disease, erythema infectiosum)	Mild fever, red cheeks, itchy lace-like rash, and possibly cough, sore throat or runny nose.	 ... as it is most infectious before the rash appears.
Whooping Cough (Pertussis)	Starts with a running nose, followed by persistent cough that comes in bouts. Bouts maybe followed by vomiting and a whooping sound as the child gasps for air.	 ... until the first 5 days of an antibiotic course has been completed. Unimmunised siblings may need to stay home too until treated with an antibiotic.
Worms (Threadworms, pinworms)	The main sign of threadworms is an itchy bottom. Sometimes children feel 'out of sorts' and do not want to eat much. They may also have trouble sleeping, due to itching at night.	 ... and tell the school as other parents will need to know to check their kids.

*It is important that the rest of the family is checked for head lice, scabies and ringworm



Information provided by NSW Health.

© Owned by State of NSW through the Department of Education and Communities 2012. This work may be freely reproduced and distributed for non-commercial educational purposes only. Permission must be received from the department for all other uses.

Curriculum Based Programs

Teaching and learning programs are designed around NESA syllabus documents. The syllabus is mandated by the State Government of the day. Primary learning includes whole-class, group and individual activities designed to develop an inquiring mind and teach basic learning skills needed for schooling and later life. Literacy and numeracy are the building blocks of learning and that is why English and Mathematics take up half of students' learning time in primary school.

Kindergarten to Year 6 focus on six key learning areas:

- English
- Mathematics
- Science and Technology
- Human Society and its Environment – History and Geography
- Personal Development, Health and Physical Education
- Creative Arts

Primary school in NSW follows a curriculum based on stages of learning. Each stage is equivalent to two school years. For each learning stage there are skills, knowledge and a level of understanding that each student should develop.

Early Stage 1 refers to Kindergarten

Stage 1 includes Years 1 and 2

Stage 2 includes Years 3 and 4

Stage 3 includes Years 5 and 6

Assessment And Reporting

Reports are focused on individual achievement and progress and are a reflection of student performance measured against a set of specific criteria as set by the school. Reports are sent home at the end of each Semester (June and December).

Parent/Teacher Information Evening

Early in Term 1, you are invited to attend Parent/Teacher Information Evenings, at which class expectations and routines are explained.

Interview With Teachers

Interviews are held at the end of Term 1 and then again in Term 3 by request of the parent; however parents are welcome to meet with their teacher at anytime throughout the school year.



Sport And Physical Education

All children, Kindergarten through to Year 6, are involved in a Physical Education Program in which they will learn to acquire skills through natural movements and develop physical fitness through endurance, flexibility and strengthening activities. Children in Years 3, 4, 5 and 6 participate in a school sports program that promotes modified sports creating the appropriate environment for children to learn basic sports skill.

For the more proficient students in Years 3-6 the school provides the opportunity to represent the school in the Interschool District PSSA sports competition. The sports may include T-Ball, Softball, Cricket, Netball, Soccer, Newcombe Ball, League Tag and AFL.

The school holds Swimming, Cross Country and Athletics carnivals during the year for students in Years 3-6. Students of high ability have the opportunity to be selected for Zone, Area and State level Primary School Representative teams. Students in K-2 attend a Cross Country Carnival in Term 2 and an Athletics Carnival in Term 3.

All students are allocated a sport house on enrolment.

Our sport houses are:

- Piddington
- York
- Tomah
- Boyce



Homework

Homework provides purposeful learning experiences, which consolidate, extend and enrich the school's program. Homework is valuable training for the development of good study habits and effective use of leisure time.

Homework is given weekly. Application of these guidelines may vary from time to time, depending on class programs, activities, and the needs and abilities of the student. Homework activities are set more frequently and regularly as children move into the senior years. Homework is optional.

The recommended time a student should spend on homework is:

Kindergarten	10-20 minutes/day
Stage 1	20-30 minutes/day
Stage 2	30-40 minutes/day
Stage 3	40-60 minutes/day

You can help by:

- supporting students in completing homework.
- providing, if possible, a set time and dedicated area for homework and study.
- communicating with teachers about any concerns with homework or your child's approach to it.

School Library

The library is an integral part of our educational program. It has innovative flexible learning spaces, a wide range of texts, resources and technology. Every class in the school has an allocated weekly library session. The work done in the library aligns with stage based curriculum. All students are encouraged to borrow books on a regular basis. As books are costly items, children must have a library bag to protect the library book between home and school. The library is also open at recess and lunchtime.

Technology

Technology plays a vital role in every classroom's educational program and students are expected to develop a range of technological skills in each stage of schooling. Students are expected to abide by a Code of Conduct for appropriate use of technology at school. Once parental permission to go online is obtained, students are allocated with a user name and password. Every classroom has access to the Wi-Fi network, an interactive panel, laptops and iPads. These devices are used across all curriculum areas.

Students in Years 5 and 6 are encouraged to bring in their own devices (BYOD) to use in the classroom. BYOD is being incorporated into classrooms to complement the student's learning and develop the skills necessary to become 'Future Focused Learners'. Students are not expected to purchase new devices, as long as their present device meets the specifications outlined in the BYOD policy.

English As An Additional Language or Dialect (EAL/D)/New Arrivals program

Learning English is essential for success at school and for further education, training and employment for students who speak a language other than English as their first language. English as an Additional Language or Dialect (EAL/D) student support aims to develop EAL/D students' English language competence across the curriculum, so that they can fully participate in schooling and independently pursue further education and training.

For qualifying students whose first or main language is not English, we offer a specialist EAL/D program designed to develop skills in talking and listening, reading and writing in English. The EAL/D program provides English Language support in addition to that provided in the regular classroom program. It is conducted during normal school hours and may occur in the regular classroom in the form of team teaching, individually or in a small group in one of the special program rooms. The New Arrivals Program provides non-English speaking students with more intensive support for a certain period of time.

Learning Support Team (LST)

Programs are provided for students who require additional support in literacy and numeracy. The LST programs provide specific learning support in addition to that provided in the regular classroom program in individual and small group lessons as well as in class support. The school counsellor is a part of the LST. School Counsellors are experienced teachers who are also psychologists. They assist teachers by strengthening the school's student welfare provisions and provide counselling and psychological or academic assessment for students with specific needs. Their work with teachers in the classroom is designed to improve student learning outcomes. Matters discussed with the counsellor are confidential between the student and the counsellor and parents or caregivers may make an appointment to discuss matters of concern with the school counsellor.

Extra-Curricular Activities

Riverbank Public School offers students the opportunity to engage in a variety of extra-curricular activities, including drama, debating, public speaking, chess, dance groups and choir. Individual music lessons with tutors are also available. We encourage your child's participation in these extra-curricular activities and new learning opportunities.

Assemblies

A fortnightly assembly is held on a rotating basis each Friday as follows:

- | | | |
|-------------------|----------------|-----------|
| Odd Weeks | • Kindergarten | • Stage 1 |
| Even Weeks | • Stage 3 | • Stage 2 |

Parents of the class presenting the assembly are invited to attend. An invitation is also extended to attend special assemblies throughout the year such as the ANZAC Ceremony. Notice of all assemblies is given in the newsletter.

Our Annual School Excellence Assemblies are held in December of each year to recognise outstanding student achievement. School leaders for the following year are announced and other major awards are presented.

School Parliament

An important aspect of modern schools is the establishment of student ownership in the day to day operations within the school, be it roles and responsibilities within the classroom, jobs out in the playground and also having a say in ways to improve the school. With this in mind, Riverbank Public School has established a student parliament. The parliament is run by Year 6 students who will take on the roles of Speaker and Prime Minister. The other Prefects and House Captains will adopt portfolios within the school, such as Minister of Sport, Minister for Functions, and Minister for Transport etc. During parliament, all students at Riverbank Public School will have the opportunity to address the parliament and make suggestions of new things to be bought for the school, things that need changes, or things that need to be stopped.

Once the item is brought to the parliament's attention, the minister in charge of that area will take action on the issue under the guidance of school staff. The establishment of student parliament was an exciting step in the evolution of Riverbank Public School, and we know the students relish the opportunity to have a larger say in how the school is run.

Excursions

To extend the student's knowledge, opportunities are provided to participate in educational excursions that directly relate to work being completed in the classroom. Some excursions involve walks within our local community, whilst others take children further afield to activities not available at school. Overnight camps may also be organised for students in particular stages ranging from one to four nights. Excursion costs will appear on your Statement of Account and must be paid prior to the excursion. Signed permission notes are also required for student participation. Please contact the Principal via the school's email or by letter if you wish to discuss terms of payment.

Road Safety

Parents are requested to be most particular about observing the parking regulations. You are requested not to double park and to follow the directions of the signs outside our school, which are there for the safety of our children.



ROAD SAFETY INFORMATION

YOU ARE RESPONSIBLE FOR YOUR CHILDREN'S SAFETY WHEN THEY ARE TRAVELLING TO AND FROM SCHOOL.

Drive and park safely near schools

The beginning and end of the school day are busy times for pedestrians and drivers outside schools.

You can help keep children safe by remembering the following:

- drop off and pick up children on the school side of the road
- never call out to children from across the road – it is very dangerous
- always take extra care when driving in 40km school zones
- follow all parking signs – these help keep children as safe as possible
- park responsibly even if this means you have to walk further to the school gate
- never double park – it is illegal and puts children at risk
- never do a U-turn or three-point turn outside the school as it puts children at risk of harm
- model safe and considerate pedestrian and driver behaviours to your children.

When travelling in a car ensure your children:

- use a booster seat if they are aged between 4 and 7 years old – it's the law
- are correctly buckled up in their seatbelts
- always get in and out of the car through the 'safety door' – the rear door on the footpath side of the car
- are never left alone in the car.



Up to 6 months
Approved rear-facing child car seat



6 months to 4 years
Approved rear- or forward-facing child car seat



4+ years
Approved forward-facing child car seat or booster seat



145cm or taller
Suggested minimum height to use adult lap-sash seatbelt

For further support

Go to the department's Road Safety Education program at education.nsw.gov.au/road-safety-education or visit education.nsw.gov.au and search for road safety education.

School Philosophy – Restorative Practices

Restorative Practices form the relational basis for Quality Teaching and Learning at Riverbank Public School. Our Restorative Practice Framework, because of its explicit nature, offers a common language and practice capable of fostering healthy relationships.

Student achievement is enhanced through Restorative values being embedded as a way of being and learning together. Our approach fosters individual responsibility and helps develop empathy. Inappropriate behaviour or choices and mistakes can be viewed as an opportunity for insight, learning and development in both the academic and social domains.

The explicit framework is inextricably linked to the Quality Teaching Framework and includes the following sets of questions to be asked by children, teachers and parents.

When Things Go Wrong

- What happened?
- What were you thinking of at the time?
- What have you thought about since?
- Who has been affected by what you have done? In what way?
- What do you think you may do to make things right?

When Someone Has Been Hurt

- What did you think when you realised what happened?
- What impact has this incident had on you and others?
- What has been the hardest thing for you?
- What do think needs to happen to make things right?

The process is empowering as it takes people from the past to the present and gives them hope for the future. It empowers them to make things right and heal any harm that has been done.

A restorative classroom setting is one that values dialogue through an inclusive approach where everyone expects to be heard and through this participatory process students develop the capacity to learn that emotions are an important and legitimate expression of healthy dialogue. This process helps students to deal with conflict, tensions and difference in respectful ways that engender trust and foster healthy relationships.

Values And Expectations

Values and expectations are consistent throughout our school environment. This supports students, staff and the community in knowing what is expected of them at all times.

At Riverbank we aim to

- Be Respectful
- Be Responsible
- Build Relationships

Our school values incorporate the 'Help Increase the Peace Keys' (HIP) to promote a harmonious, nurturing and challenging living and learning environment.

The HIP program offers a whole school approach to building relationships through communication, co-operation, trust building and conflict resolution.

GREEN KEY

Think Before Reacting by:

- playing safely
- playing in bounds
- walking in the classrooms, and school building
- thinking before saying or doing something
- showing independence and initiative



BLUE KEY

Respect Yourself by:

- telling the truth consistently
- handing in property you find
- using appropriate language
- caring for the school
- being polite
- caring for your own things
- caring for your classroom
- being accountable for your actions



YELLOW KEY

Care for Others by:

- being kind, considerate and helpful
- sharing
- being friendly
- using build ups
- listening, speaking in turn
- speaking quietly
- inviting others to play



RED KEY

Work Together for a Non Violent Way by:

- listening to others' point of view
- being a responsible bystander
- using build ups
- keeping hands, feet, objects to yourself
- using positive body language
- actively engaging in learning
- cooperating in a team environment
- creating a safe positive climate
- making things right after harm has been done



BLACK KEY

Expect the Best by:

- making an effort with school work
- completing homework
- asking for help when you don't understand
- following instructions
- knowing you will be listened to
- looking at situations in a positive way
- having a go, taking a risk
- knowing a mistake is just a 'muck-up' and we learn from it
- striving for excellence
- being committed to lifelong learning



Our School Values are:

- We share the voice space by listening actively to others and expressing ourselves confidently.
- We follow instructions by being in the right place, at the right time, doing the right thing.
- We use build ups by saying encouraging, affirming things to others.
- We keep our hands, feet and objects to ourselves so that everyone is safe.
- We own our own behaviour because we choose how we behave.

For additional information please refer to our website.



Learning to Live

Living to Learn



25 Wentworth Street, The Ponds NSW 2769

Phone 9626 7511

Fax 9626 1001

Email riverbank-p.school@det.nsw.edu.au

www.riverbank-p.schools.nsw.edu.au